

Benefits


- Advanced hygienic design improves process reliability
- Versatile installation options through a wide variety of process connections
- Wide variety of materials for various applications

Housing



**InFit stationary housing series –
for flexible, multi-parameter process control.**

Accepted globally for challenging applications.



The InFit series of stationary housings from METTLER TOLEDO provides a straightforward and practical means of installing electrodes/sensors for pH, DO, CO₂, conductivity or turbidity in biopharmaceutical, food and beverage, or chemical process applications.

Fermentation in the pharmaceutical industry.

High versatility with a wide selection of process connections.



Process reliability with a hygienic equipment design

METTLER TOLEDO offers INGOLD sockets recognized world-wide as the gold standard in thousands of applications around the globe to assure safety and reliability of hygienic processes.

Time-savings with low maintenance requirements

The InFit series of stationary housings helps to reduce the operating costs of a measuring point, by allowing easy handling and mounting of the housing.

Brewing industry.



Highly versatile due to the wide variety process connections

METTLER TOLEDO supplies a wide variety of different process connections, ranging from the INGOLD weld-in sockets, flange fixtures, to special hygienic connection systems. The stationary housings are available both in steel and in polymer versions to suit individual process requirements, such as harsh conditions in the chemical industry. Solutions are available for side-entry or top-entry configurations for vessels, as well as for installations in pipes. A wide range of flow-through housings for pipe entry is available.

Chemical plant.

Durable materials of construction for harsh applications

A wide choice of different materials for housings and O-rings are available to suit the harshest chemical process environments even in hazardous areas.

Quality assurance through broad range of certificates

A number of different certificates are provided in the comprehensive MaxCert™ package (availability depends on model):

- CE, certificate of conformity
- N5/Ra16, confirmation of surface roughness
- EHEDG and 3-A, hygienic processes
- 3.1B, Material certificate
- FDA + USP class VI, for medium-wetted O-rings
- ATEX and FM, for hazardous areas

USP
Class VI

FDA



A
3

CE

Ex


FM
APPROVED

For the pharmaceutical and food & beverage industry.



For hygienic processes in pharmaceutical or in food & beverage industries, **METTLER TOLEDO** offers a wide range of hygienic stationary housings for various applications. The housings meet the highest industry demands and have a proven record of high reliability.

Safety weld-in socket for optimum security.



Proven process reliability

Tri-Clamp (left) and Tuchen-hagen adaption.

The InFit stationary housings are used by thousands of customers around the globe. These housings provide overall process reliability, particularly important in maintaining integrity by eliminating unwelcome bacterial growth. The InFit housings are used in the measurement of pH, DO, CO₂, conductivity or turbidity in scale-up or production processes. A wide selection of materials, process connections and a comprehensive range of different insertion lengths are available to meet every requirement.

Specific features of hygienic InFit housings

The InFit stationary housings 761 e and 764 e for side- and pipe-entry offer:

- Outstanding material quality: stainless steel DIN 1.4435/316L
- CIP-design shaft with smooth surface finish prevents adherence of microorganisms
- Hygienically produced O-rings with ideal positioning
- INGOLD safety weld-in socket for optimum security against unintentional release of process medium

In addition, the InFit 761 e housing allows:

- Specific process adaptations, e.g. Tuchen-hagen and Tri-Clamp

Suitable electrodes/sensors

- InFit 761 e: For sensor models with Pg 13.5 thread for the measurement parameters pH/ORP, DO, CO₂, conductivity and turbidity. Insertion length depends on housing model.
- InFit 764 e: For liquid-electrolyte pH electrodes with insertion length 70 mm.




InFit 761 e

InFit 764 e

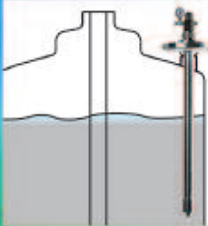
For safe operation in chemical processes.

For use under particularly harsh operating conditions and in hazardous areas in the chemical industry, METTLER TOLEDO provides stationary side-entry housings and special top-entry housings intended mainly for tall production vessels.



Stationary side-entry housing, typical for chemical industry.

For demanding chemical processes



Specific features of InFit housings designed for chemical processes

Top-entry configuration as used in tall production vessels.

For high-pressure, high-temperature applications or processes containing aggressive media, different materials such as Hastelloy, titanium, PVDF in combination with Viton/EPDM or Kalrez O-rings are available.

The InFit stationary housing family including types 761 e/762 e/763 e and 764 e for side-, pipe- and top-entry offer:

- Outstanding standard material quality: stainless steel DIN 1.4435/316L
- Broad range of material options available (Hastelloy, titanium and PVDF)
- Optional protective cage to prevent sensor abrasion
- INGOLD weld-in socket and NPT-adaptions available
- Tube connections for flow-through chambers (InFit 761 e)
- These housings are used for measurements with pH, DO, turbidity and (inductive) conductivity sensors or electrodes.



Suitable electrodes/sensors

Flow-through housings InFlow 761/762 for pipe entry.

Side- and pipe-entry housings

- InFit 761 e: For sensor models with Pg 13.5 thread for the measurement parameters pH/ORP, DO, CO₂, conductivity and turbidity. Insertion length depends on housing model.
- InFit 764 e: For liquid-electrolyte pH electrodes with insertion length 70 mm.

Top-entry housings

- InFit 762 e: For sensor models with Pg 13.5 thread for the measurement parameters pH/ORP, DO, CO₂, conductivity and turbidity. Insertion length: 400 to 4000 mm.
- InFit 763 e: For liquid-electrolyte pH electrodes with insertion length 400 to 4000 mm.



InFit 762 e

InFit 763 e

InFit 764 e

InFit 761 e

It's the system that makes the difference!

We take every step to ensure that you employ the right system combination to achieve best possible performance, whether in the pharmaceutical, the food & beverage and the chemical industries.

	Pharmaceutical loop	Food & Beverage	Chemical Industry
Transmitters	M 700S pH 2100e 	M 700S O ₂ 4100e 	M 700C pH 2100e 
Housings	InFit 761 e with sterile test certificate (EHEDG, 3-A compliant) 	InFit 761 e Tri-Clamp 	InFit 764 e InFit 762 e InFlow 761 
Electrodes/Sensors	InPro 3250/3253 InPro 6800 InPro 7001 	InPro 3250 InPro 3300 InPro 6900 	InPro 4250 InPro 2000 

Immersion housings for measurements in wastewater

The InDip series, specially developed for measurements in wastewater applications, offers an optimized price/performance ratio, long serviceable life, and is available in different materials and different lengths.



Retractable housings

METTLER TOLEDO also offers a wide variety of retractable housings for hygienic and non-hygienic applications, suitable for incorporation in highly efficient cleaning and calibration systems. For more information, please ask for the InTrac series or EasyClean family flyers.



Our service: professional and customer-oriented.

METTLER TOLEDO offers a wide range of technological measurement solutions for the area of industrial Process Analytics:

- A complete range of electrodes/sensors for pH/ORP, DO, conductivity, CO₂, and turbidity measurements
- A wide variety of static and retractable housings, cables and dedicated accessories as well auxiliary systems such as automatic sensor cleaning and calibration devices
- We have a comprehensive line of transmitters to meet your most demanding requirements, including compatibility with sophisticated, modern communication and automation systems



Professional service and support is always close at hand.

Our professional worldwide distribution and service network provides you with the best possible technical and application support, ranging from consulting through to trouble-shooting.



Technical documentation (TD) for housings:

With detailed product information and ordering numbers

TD for housings InFit 761 e/764 e	Order no. 52 403 501
TD for housings InFit 762 e/763 e	Order no. 52 403 440
TD for immersion housing InDip 550	Order no. 52 400 743

For technical data sheets of electrodes and transmitters please contact your METTLER TOLEDO sales representative.

Documentation material for products and systems (available in English, German and French):



Transmitters

- "Value Line"
- "Advanced Line"
- "Premium Line"



pH/ORP

- Gel/polymer electrodes
- Liquid electrodes
- Non-glass electrodes
- Polymer body electrodes



O₂/DO

- Value sensors
- Advanced sensors
- Premium sensors
- Portable instruments



Conductivity

- Value sensors
- 2/4-electrode sensors
- Inductive sensors



Management System certified according to ISO 9001 / ISO 14001



Turbidity

- Low to medium turbidity
- Medium to high turbidity



CO₂

- In-situ measurement for in-line fermentation control



Housings

- For InFit stationary housing series
- For Ø 12 mm electrodes/sensors
- For liquid and gel electrolyte electrodes
- InTrac® series



Cleaning & calibration systems

- EasyClean family

Sales and service: